



BE A... BROWNIE @HOME



CHALLENGE YOURSELF PART 2

Try completing the badges in this booklet at home.

If you have any questions then please ask your parent/carer to contact one of your Leaders.



BE A BROWNIE @HOME

Name:

To complete a theme award, you need to complete an interest badge from within that theme.

This booklet should help you to complete some interest badges whilst Brownies is unable to run.

Record what you have done in this booklet and either share photos or bring it into Brownies when meetings resume to show your leaders!

If you complete 2 theme awards you can earn the Bronze Award or 4 themes for Silver and 6 themes for Gold!



I am Twinkle Owl and I am here to help you earn your badges!



1.
LANDMARKS

3.
ON THE
MAP

2.
TREASURES

1. DONE

2. DONE

3. DONE

LOCAL HISTORY

1.

Explore the history of your local area – this could be your street, neighbourhood, village, town or city. Try to find out what makes it unique.

Draw Pictures of Landmarks in your local area.

Find photos from different time periods of your local area and create a collage. Look what has changed - like what people are wearing, the shops that are open and the buildings that exist.





DRAW YOUR
FAVOURITE
LOCAL
LANDMARK
BELOW AND
WRITE DOWN
A FACT
ABOUT IT

A large, empty rectangular box with a yellow border, intended for drawing and writing.

LOCAL HISTORY 2.



I LOVE PONTEFRAC
CAKES!
YUMMY LIQUORICE
FROM PONTEFRAC!

Find out about 2 treasures in your local area. These treasures could be a myth/legend, something that was found in the ground, a local food or traditional craft.


Draw the treasures in the boxes and write down what they are and a cool fact about them.

Now, create something which is inspired by these treasures. It could be cooking/baking something, writing a poem or crafting something.

Send photos to your leader or bring these into Brownies.



LOCAL HISTORY 3.



DO I COUNT AS A LOCAL CELEBRITY? I'M A FABULOUS OWL KNOWN FAR AND WIDE!

Investigate the life of someone famous/interesting from your local area. They could have lived there or been born there.

Pretend you are a journalist and create a newspaper article about them to bring in and either send a photo to your leader or bring it into Brownies.

Use the template below to plan your article before drawing it or designing it on the Computer.


Headline:

Introduction:

Why they are famous or interesting:

Some other interesting things you have found out about them:

Describe their connection to the local area:



1.

WASTE
AWARE

3.

SAVE
WATER

2.

WASTE
WARRIOR

1.

DONE

2.

DONE

3.


DONE

ZERO WASTE

1.

Discover how much you throw away and try and reduce it! Help to protect the Earth's natural supplies.

Collect everything you throw away in a week and take a photo of it. Send this to your leader or print a copy to stick in this booklet to bring into Brownies.



INSERT
PHOTO
HERE

ZERO WASTE 2.

Keep a diary of what food you eat and what food you waste for a week. Look at your diary at the end of the week and come up with a way that you could reduce waste.

Monday



Tuesday



Wednesday



Thursday



Friday

I can save food waste by...



RECYCLING IS GOOD FOR
THE PLANET

ZERO WASTE 3.

Come up with 5 different ways to save water. Write them down below. Try using these methods to save water. Think about which you found the hardest and tell your leader.

1



2



3

4



5





1.

DREAM
JOB

3.

ADVERTISE

2.

INTERVIEWS

1.

DONE

2.

DONE

3.

DONE

JOBS

1.



Find out about jobs that you could do when you grow up!

Twinkle Owl always wanted to be an actress or a fashion designer or an air hostess but then ended up becoming a solicitor!

Draw a picture of you doing that job and write down what it is, what you would do and why you want to do it.

JOBS 2.



**ASK LOTS OF
QUESTIONS
AND IF YOU
ARE STUCK -
WHY NOT ASK
THEM TO TELL
YOU ABOUT A
TYPICAL DAY**

Interview 3 different adults about their jobs. Use the interview sheet to help. Write down your answers to show your leader.

You may need to interview people via facetime or a telephone call.

NAME:

JOB TITLE:

LIKES:

DISLIKES:

**HOW THEY
GOT THEIR
JOB:**

**OTHER
ANSWERS:**

NAME:

JOB TITLE:

LIKES:

DISLIKES:

**HOW THEY
GOT THEIR
JOB:**

**OTHER
ANSWERS:**

NAME:

**JOB
TITLE:**

LIKES:

DISLIKES:

**HOW
THEY GOT
THEIR
JOB:**

OTHER ANSWERS:

JOBS 3.



THINK ABOUT
THE SKILLS
THAT PEOPLE
WILL NEED TO
DO THE JOB..
LIKE BUILDING A
HOUSE WOULD
REQUIRE TEAM
WORK!

Create a list of useful skills that would help with your job. Use that list to create a job advert. Look online or in a newspaper at real job adverts and have a go at copying it for your dream job. It will need to include the skills and qualifications you need as well as describing the job to make it appealing to people who may want to apply!

SKILLS:

**INSERT
JOB ADVERT
HERE**